


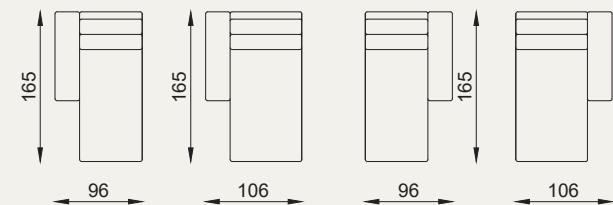
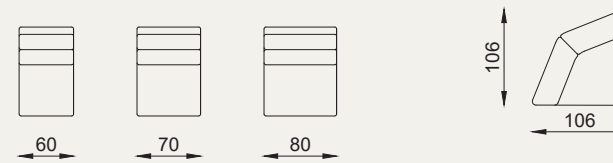
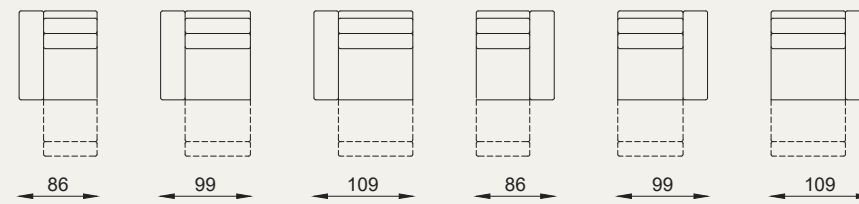
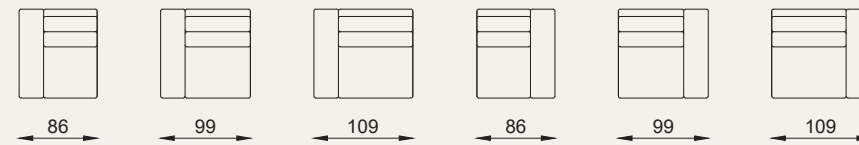
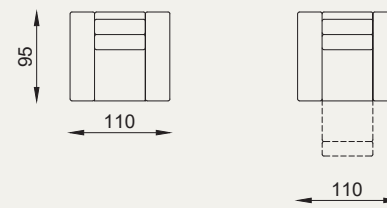
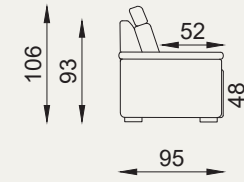
TECHNICAL INFO

Il modello Norcia si caratterizza per l'ampia componibilità e per il comfort elevato dato dai poggiatesta regolabili in altezza di cui è fornito. La struttura è realizzata in legno massello di abete abbinato a pannello di particelle di legno grezzo biodegradabile. Il molleggio della seduta è costituito da cinghie elastiche. L'imbottitura dello schienale è realizzata in fiocco resiliente e l'imbottitura della seduta in poliuretano espanso di densità 30. I meccanismi relax elettrici dotano il modello Norcia di un ulteriore accessorio utile a dare un maggiore comfort. Realizzabile in pelle o in tessuto non sfoderabile. Piedi di serie in finitura wengé.

*The Norcia model is characterised by its ample modularity and increased comfort thanks to the headrest with adjustable height that comes as standard. The structure is made in solid pine wood together with panels of biodegradable raw wood particle board. The seat suspension is with elastic webbing belts. The backrest padding is in resilient flock while the seat padding is in 30 density polyurethane foam. The Norcia model has added comfort thanks to the electric relax mechanism accessories supplied. Available in leather or with non-removable fabric covers. Wenge-finish feet as standard.*



NORCIA



WENGÈ

FINITURE